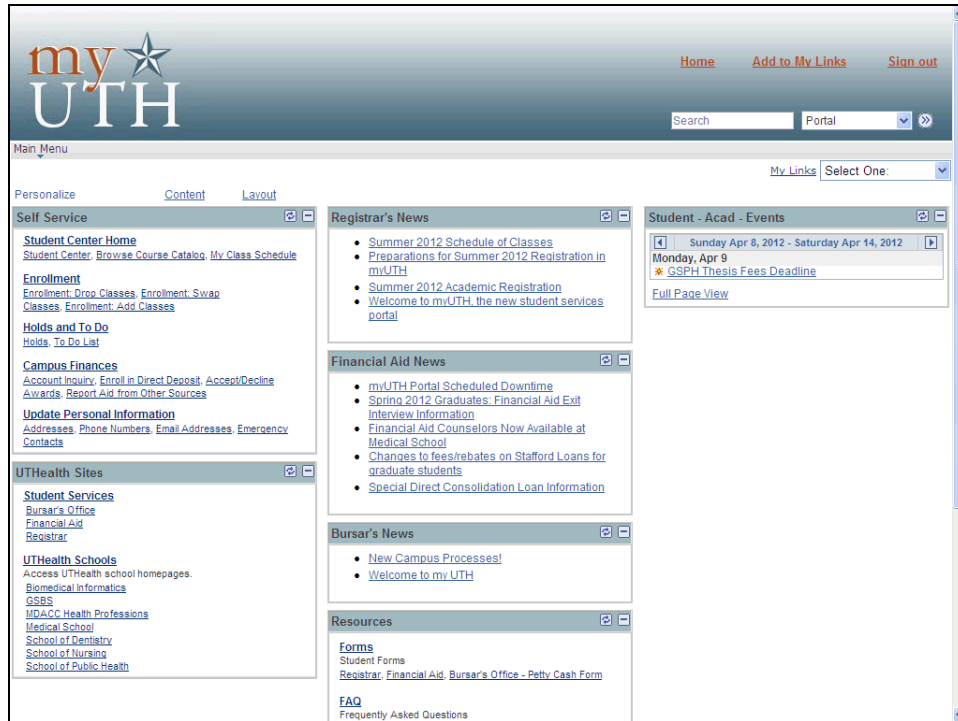
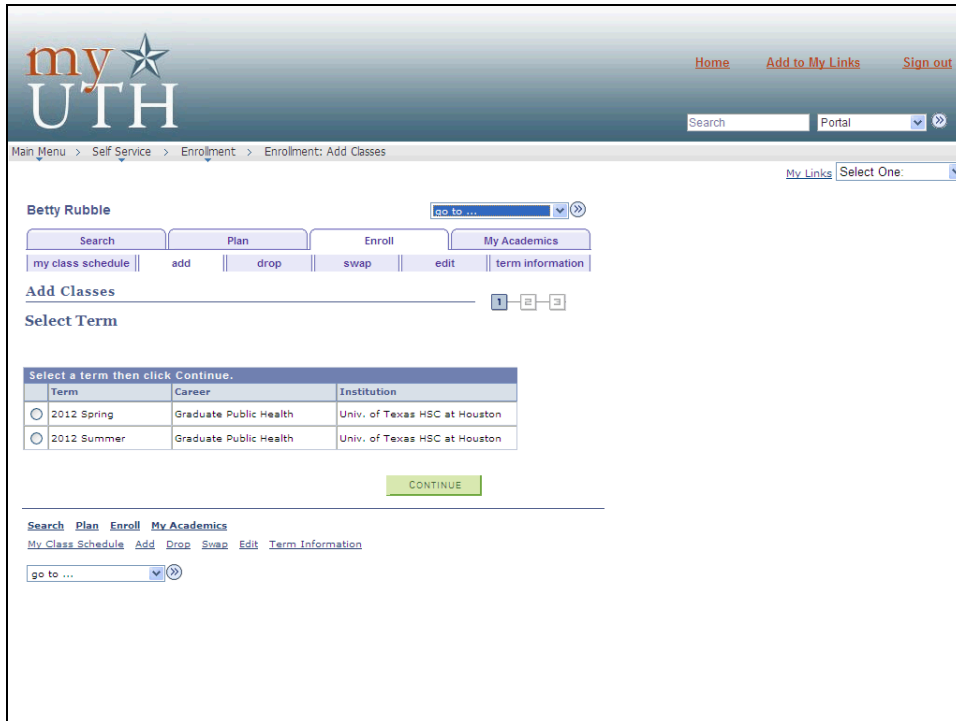


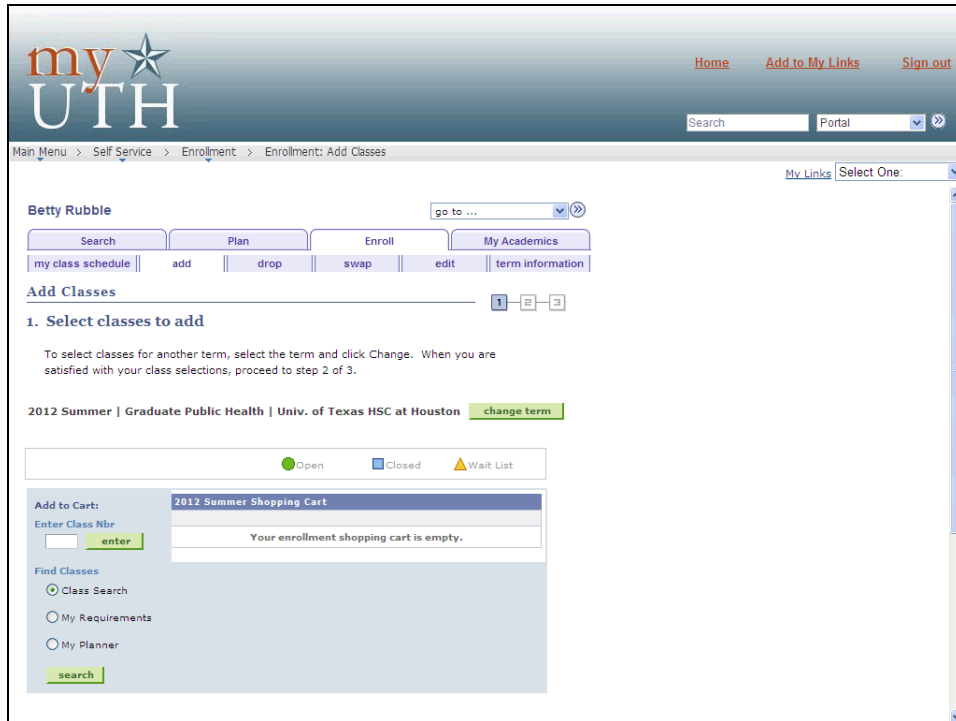
Adding Classes to My Schedule

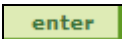


Step	Action
1.	<p>After you have logged into myUTH, begin my navigating to the Enrollment: Add Classes page.</p> <p>Navigation: Main Menu > Self Service > Enrollment > Enrollment: Add Classes</p> <p>Click the Enrollment link.</p> <p>Enrollment</p>
2.	<p>Click the Enrollment: Add Classes link.</p> <p>Enrollment: Add Classes</p>



Step	Action
3.	<p>If you are eligible to enroll for more than one term, select the radio button for the desired enrollment term.</p> <p>If you are only eligible for one term, proceed to the next step.</p> <p>(The following data value/link is an example only. Use the applicable option for your transaction.)</p> <p>Click the 2012 Summer option.</p> <input data-bbox="354 1331 394 1367" type="radio"/>
4.	<p>Click the Continue button.</p> <input data-bbox="354 1419 548 1461" type="button" value="CONTINUE"/>



Step	Action
5.	<p>If you do not know the Class Nbr that you wish to add to your schedule, use the Class Search option. (Refer to the topic, Searching for Classes for detailed instructions.) If you know the Class Nbr, enter it into the field.</p> <p>(The following data value/link is an example only. Use the applicable option for your transaction.)</p> <p>Enter the desired information into the Enter Class Nbr field. Enter "1613".</p>
6.	<p>Click the Enter button.</p> 

my UTH

Home Add to My Links Sign out

Search Portal

Main Menu > Self Service > Enrollment > Enrollment: Add Classes

Betty Rubble go to ...

Search Plan Enroll My Academics

my class schedule add drop swap edit term information

Add Classes 1 2 3

1. Select classes to add - Enrollment Preferences

2012 Summer | Graduate Public Health | Univ. of Texas HSC at Houston

PH 1615 - Applied Linear Regression

Class Preferences

PH 1615-500 Lecture Open Permission Nbr

Grading Pass Fail, F is not in GPA

Session Six Week - First Units 2.00

Career Graduate Public Health

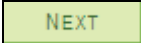
CANCEL NEXT

Section	Component	Days & Times	Room	Instructor	Start/End Date
500	Lecture	MoTh 5:30PM - 7:50PM	TBA	T. Robert Harris	05/21/2012 - 07/02/2012

NOTES

Class Notes Itv Broadcast From Dallas. First Summer Session.

Step	Action
7.	Click the Vertical scrollbar.
8.	Click the Next button.



my UTH

Home Add to My Links Sign out

Search Portal

Main Menu > Self Service > Enrollment > Enrollment: Add Classes

Betty Rubble go to ...

Search Plan Enroll My Academics

my class schedule add drop swap edit term information

Add Classes 1 2 3

1. Select classes to add

To select classes for another term, select the term and click Change. When you are satisfied with your class selections, proceed to step 2 of 3.

PH 1615 has been added to your Shopping Cart.

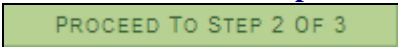
2012 Summer | Graduate Public Health | Univ. of Texas HSC at Houston [change term](#)

Open Closed Wait List

Add to Cart: Enter Class Nbr enter

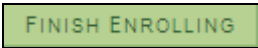
Find Classes Class Search My Requirements My Planner

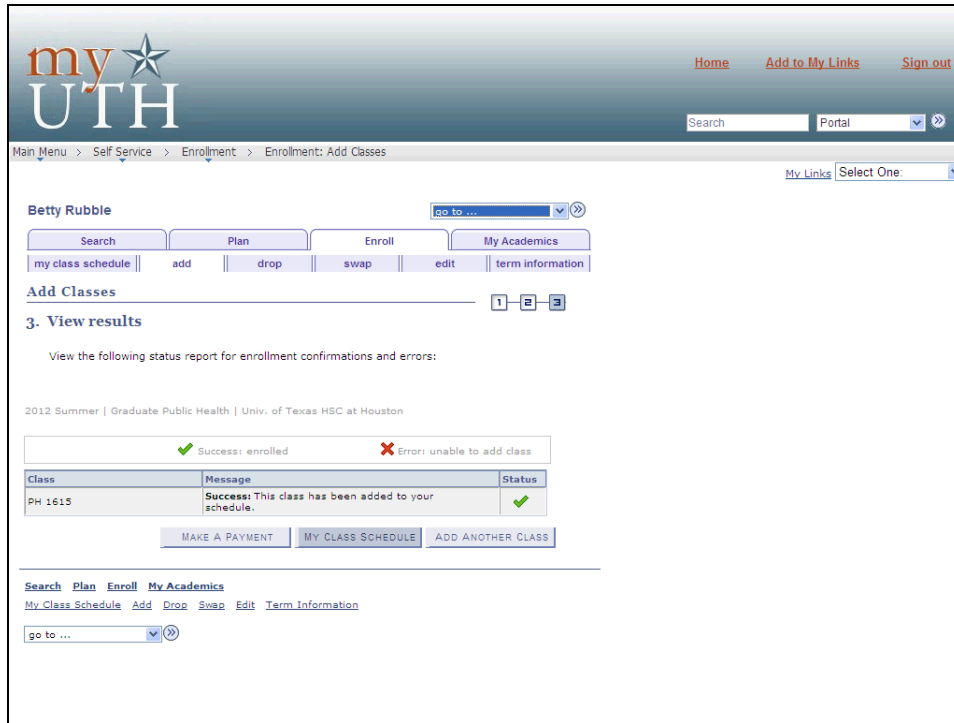
Delete	Class	Days/Times	Room	Instructor	Units	Status
	PH 1615-500 (1613)	MoTh 5:30PM - 7:50PM	TBA	T. Harris	2.00	<input checked="" type="radio"/>

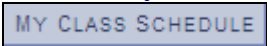
Step	Action
9.	Click the Vertical scrollbar.
10.	<p>NOTE: You may add more classes to your schedule before proceeding to finish the enrollment process.</p> <p>Click the Proceed to Step 2 of 3 button.</p> 



The screenshot shows the 'my UTH' portal interface. At the top, there are navigation links for 'Home', 'Add to My Links', and 'Sign out'. Below the header, there is a search bar and a 'Portal' dropdown menu. The main content area is titled 'Enrollment: Add Classes' and shows the user's name 'Betty Rubble'. There are several tabs: 'Search', 'Plan', 'Enroll', and 'My Academics'. Under the 'Enroll' tab, there are buttons for 'my class schedule', 'add', 'drop', 'swap', 'edit', and 'term information'. The 'Add Classes' section is active, showing a table of classes to be confirmed. The table has columns for Class, Description, Days/Times, Room, Instructor, Units, and Status. One class is listed: 'PH 1615-500 (1619) Applied Linear Regression (Lecture)' with a status of 'Open'. Below the table are buttons for 'CANCEL', 'PREVIOUS', and 'FINISH ENROLLING'. At the bottom, there are navigation links for 'Search', 'Plan', 'Enroll', and 'My Academics', and a 'go to ...' dropdown menu.

Step	Action
11.	<p>Click the Finish Enrolling button.</p> 



Step	Action
12.	Click the My Class Schedule button. 
13.	Repeat this procedure to continue adding classes to your schedule.
14.	You have successfully added a class to your schedule. End of Procedure.