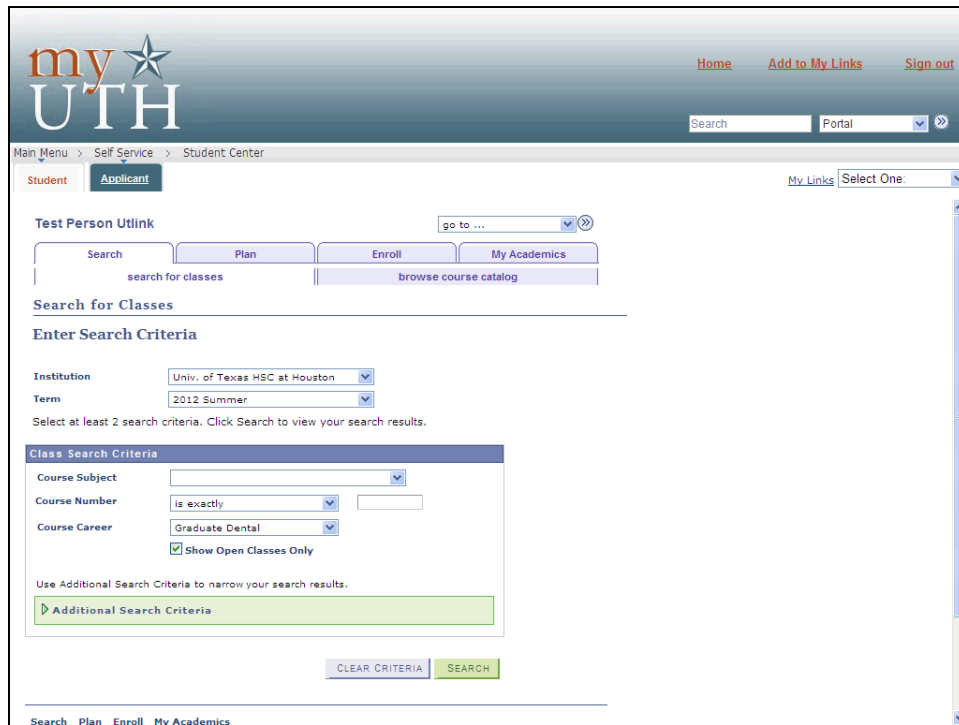





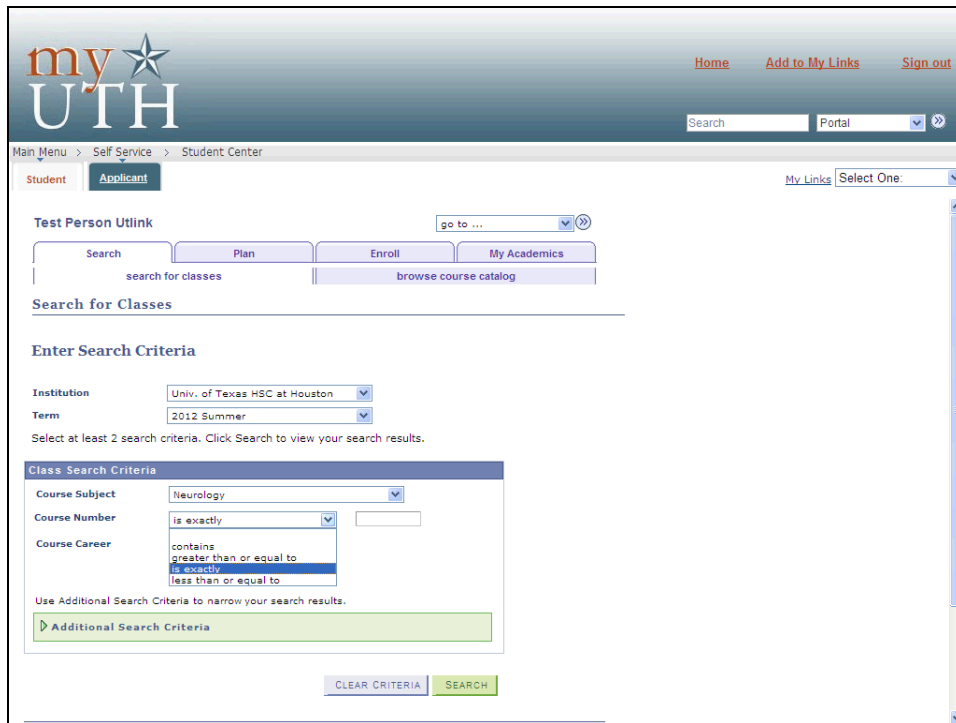
## Searching for Classes


Step	Action
1.	Begin by navigating to the <b>Search for Classes - Enter Search Criteria</b> page.  <b>Navigation:</b> Main Menu > Student Center > Search
2.	Use the <b>Search for Classes - Enter Search Criteria</b> page to search for classes offered during a specific term. Enter as much search criteria as possible and retrieve your results.
3.	The <b>Institution</b> should default from your user setup. If not, select the value from the drop-down list.

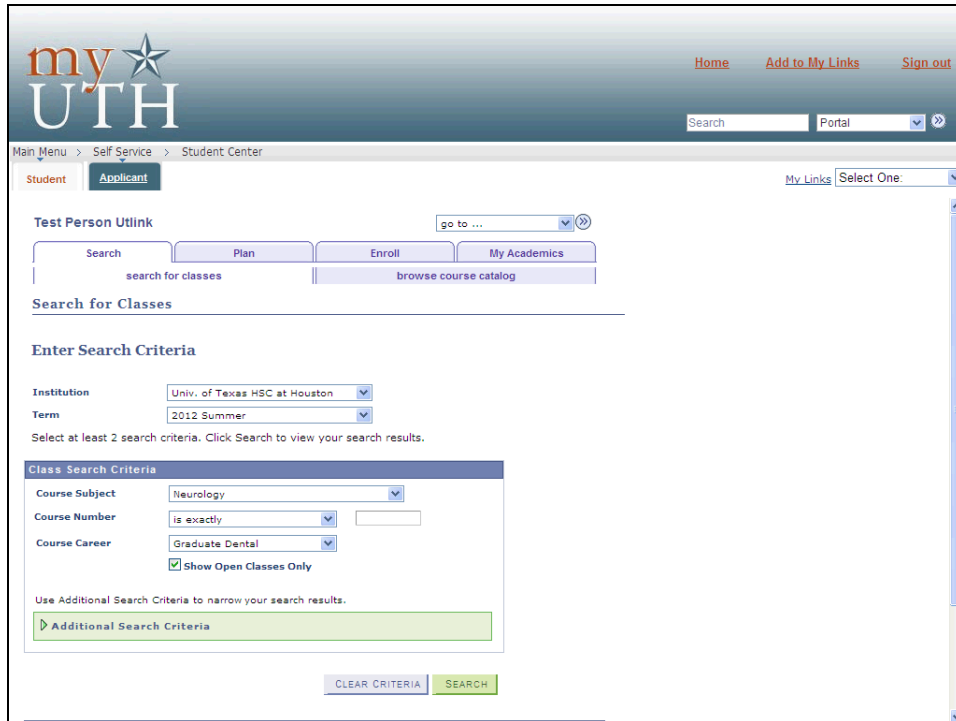


Step	Action
4.	Click the <b>Course Subject</b> list. 
5.	If you do not see the desired <b>Course Subject</b> , use the scroll box and vertical scrollbar.  (The following data value/link is an example only. Use the applicable option for your transaction.)  Click the <b>Vertical</b> scrollbar.

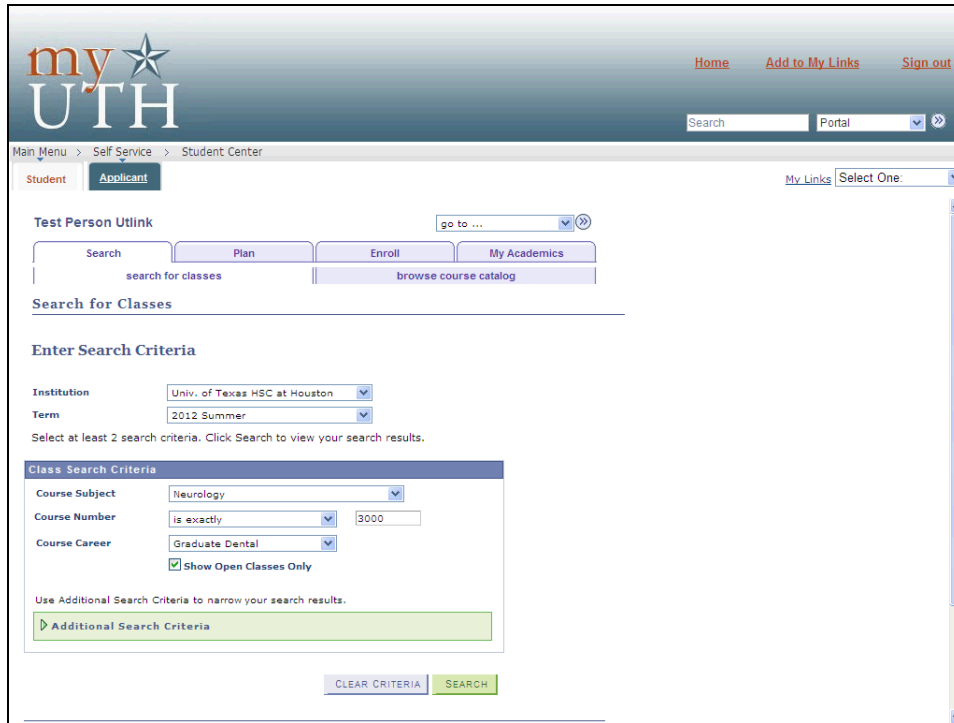
Step	Action
6.	<p>Select the desired <b>Course Subject</b> from the drop-down list.</p> <p>(The following data value/link is an example only. Use the applicable option for your transaction.)</p> <p>Click the <b>Neurology</b> list item.</p> 
7.	<p>Search parameter options are available for <b>Course Number</b>.</p> <p>Click the <b>parameter drop-down</b> button.</p> 

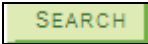


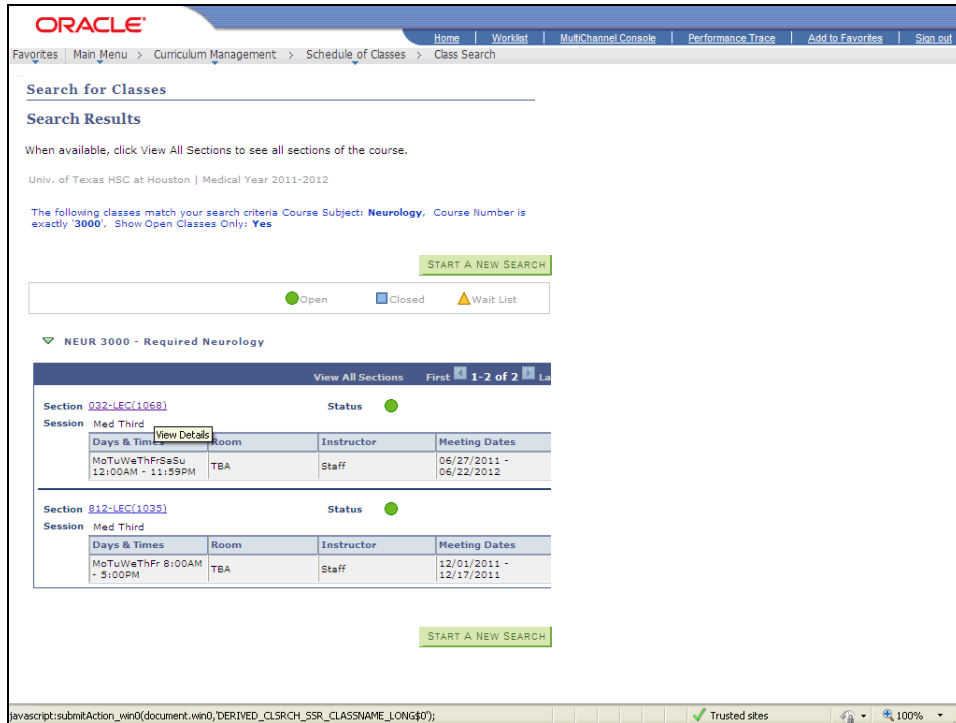
Step	Action
8.	<p>The search parameter options allow you to narrow or broaden the method for finding the <b>Course Number</b>.</p> <p>(The following data value/link is an example only. Use the applicable option for your transaction.)</p> <p>Click the <b>is exactly</b> list item.</p> 



Step	Action
9.	<p>Click in the <b>Course Number</b> field and enter the appropriate course number.</p> <p>(The following data value/link is an example only. Use the applicable option for your transaction.)</p> <p>Enter the desired information into the <b>Course Number</b> field. Enter "<b>3000</b>".</p>



Step	Action
10.	Click the <b>Search</b> button. 
11.	Use the <b>Search for Classes - Search Results</b> page to review all classes that match your search criteria.



**ORACLE** Home | Worklist | MultiChannel Console | Performance Trace | Add to Favorites | Sign out  
 Favorites | Main Menu > Curriculum Management > Schedule of Classes > Class Search

**Search for Classes**

**Search Results**

When available, click View All Sections to see all sections of the course.

Univ. of Texas HSC at Houston | Medical Year 2011-2012

The following classes match your search criteria Course Subject: **Neurology**. Course Number is exactly '3000'. Show Open Classes Only: **Yes**

START A NEW SEARCH

Open
  Closed
  Wait List

▼ **NEUR 3000 - Required Neurology**

View All Sections First 1-2 of 2

Section [032-LEC\(1068\)](#) Status ●

Session Med Third [View Details](#)

Days & Times	Room	Instructor	Meeting Dates
MoTuWeThFrSaSu 12:00AM - 11:59PM	TBA	Staff	06/27/2011 - 06/22/2012

Section [812-LEC\(1025\)](#) Status ●

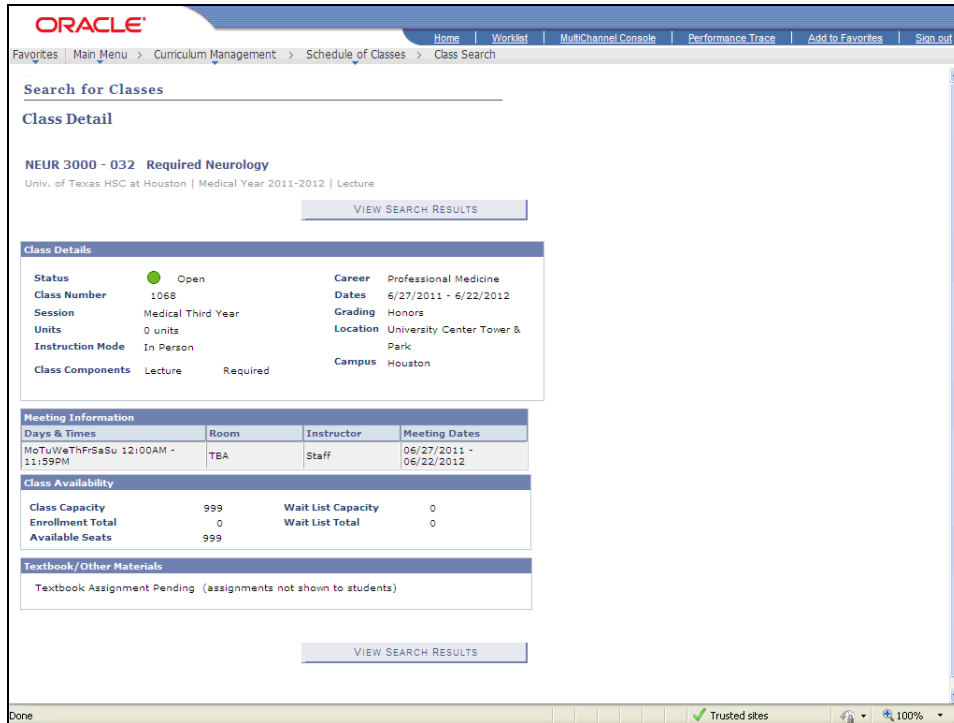
Session Med Third

Days & Times	Room	Instructor	Meeting Dates
MoTuWeThFr 8:00AM - 5:00PM	TBA	Staff	12/01/2011 - 12/17/2011

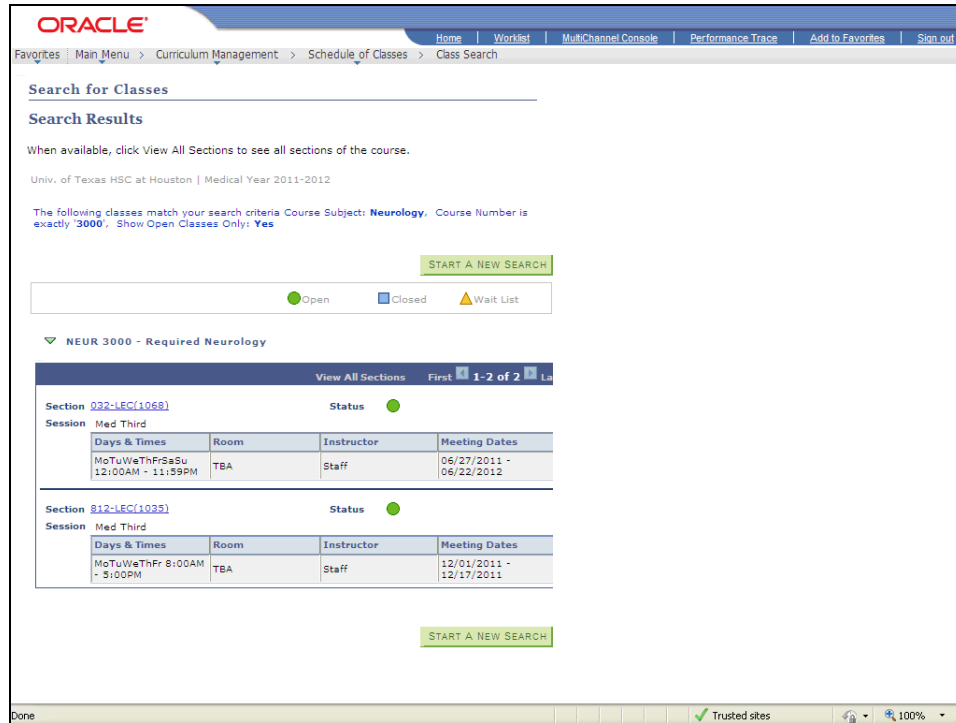
START A NEW SEARCH


javascript:submitAction\_win0(document\_win0,DERIVED\_CLSRCH\_SSR\_CLASSNAME\_LONG\$0); Trusted sites 100%

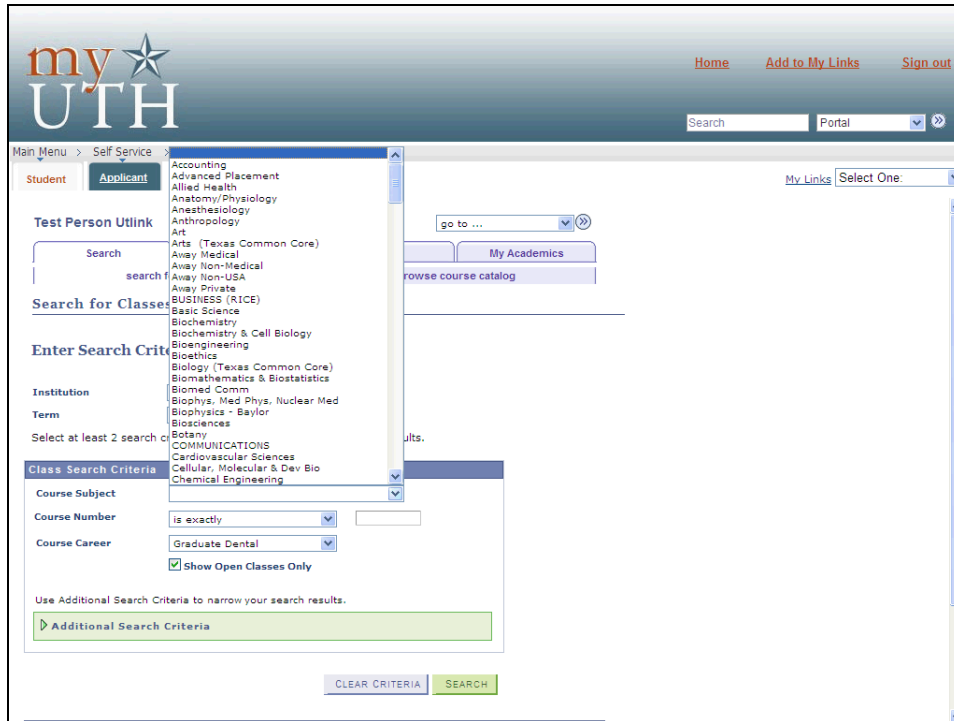
Step	Action
12.	<p>To view additional details about a section of a Class, click the <b>Section</b> link.</p> <p>(The following data value/link is an example only. Use the applicable option for your transaction.)</p> <p>Click the <b>032-LEC(1068)</b> link.</p> <p><a href="#">032-LEC(1068)</a></p>
13.	<p>The <b>Class Detail</b> page displays information about the specific Class Section. This includes the meeting information, instructor, enrollment capacities, class notes if they exist, and textbook information if it exists.</p>




Step	Action
14.	<p>To return to the list of Class Sections, click the <b>View Search Results</b> button.</p> <p>Click the <b>View Search Results</b> button.</p> <p><a href="#">VIEW SEARCH RESULTS</a></p>

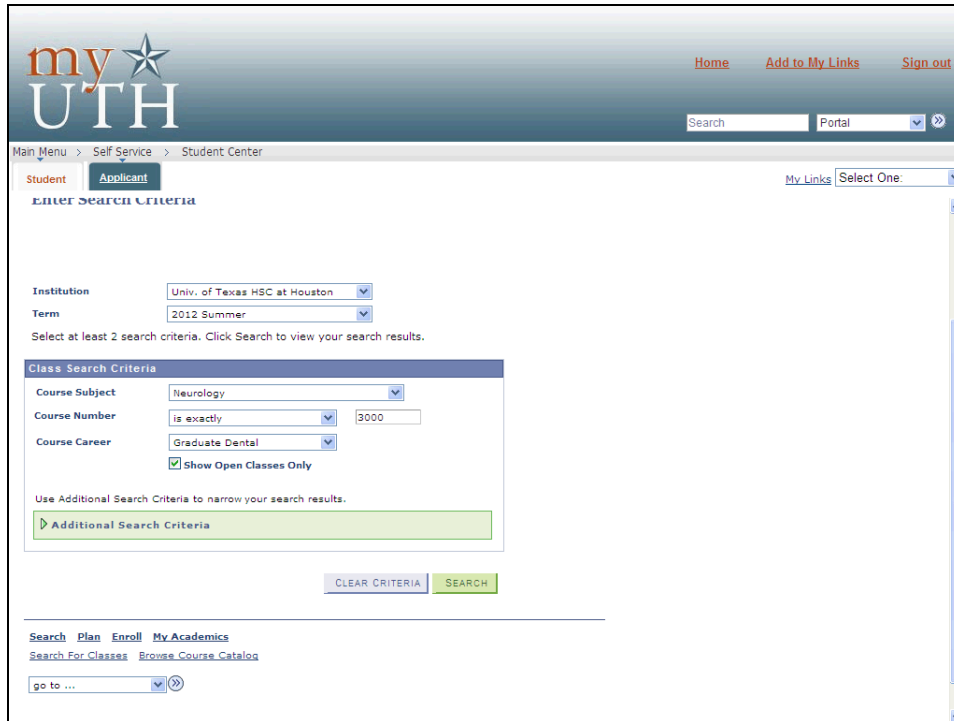


Step	Action
15.	<p>To exit this Search Results list and search for a different class, click the <b>Start a New Search</b> button.</p> <p>Click the <b>Start a New Search</b> button.</p> 
16.	<p>The next example will demonstrate the use of <b>Additional Search Criteria</b>.</p> <p>The <b>Institution</b> and <b>Term</b> fields remain populated from the previous search but can be edited.</p> <p>Click the <b>Course subject</b> drop-down list item.</p>

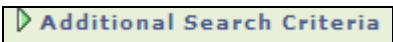


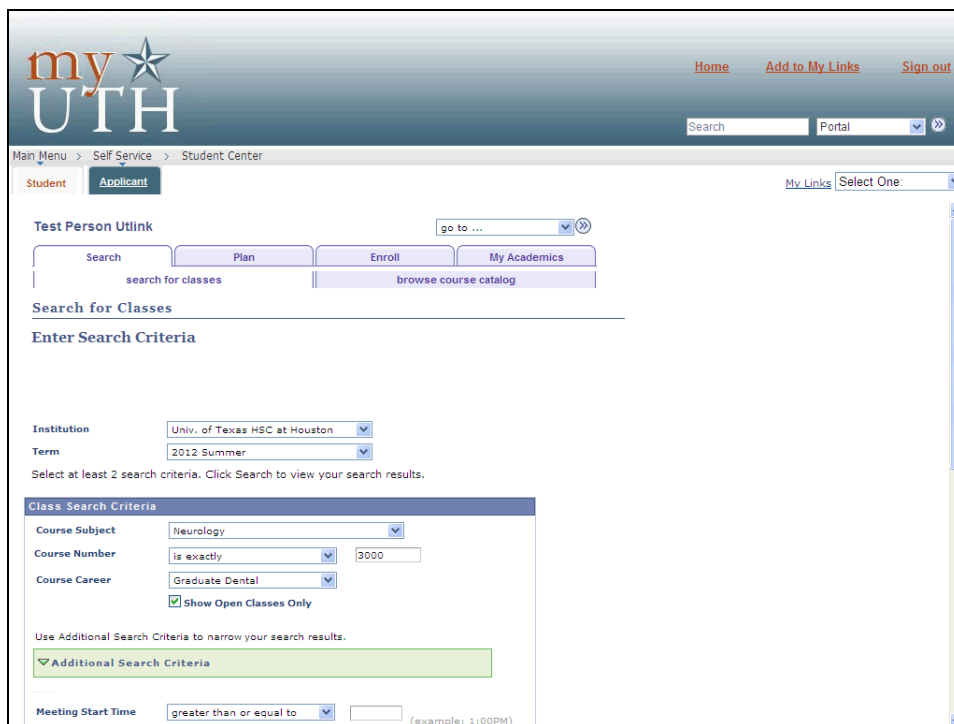
Step	Action
17.	<p>If you do not see the desired <b>Course Subject</b>, use the scroll box and vertical scrollbar.</p> <p>(The following data value/link is an example only. Use the applicable option for your transaction.)</p> <p>Click the <b>Vertical</b> scrollbar.</p>
18.	<p>Select the desired <b>Course Subject</b> from the drop-down list.</p> <p>(The following data value/link is an example only. Use the applicable option for your transaction.)</p> <p>Click the <b>Neurology</b> list item.</p> 




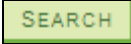


my UTH  
 Home Add to My Links Sign out  
 Search Portal  
 Main Menu > Self Service > Student Center  
 Student Applicant My Links Select One:  
**Enter Search Criteria**  
 Institution Univ. of Texas HSC at Houston  
 Term 2012 Summer  
 Select at least 2 search criteria. Click Search to view your search results.  
**Class Search Criteria**  
 Course Subject Neurology  
 Course Number is exactly 3000  
 Course Career Graduate Dental  
 Show Open Classes Only  
 Use Additional Search Criteria to narrow your search results.  
[▶ Additional Search Criteria](#)  
 CLEAR CRITERIA SEARCH  
 Search Plan Enroll My Academics  
 Search For Classes Browse Course Catalog  
 go to ...

Step	Action
19.	Click the <b>Additional Search Criteria</b> link. 



my UTH  
 Home Add to My Links Sign out  
 Search Portal  
 Main Menu > Self Service > Student Center  
 Student Applicant My Links Select One:  
**Test Person Utlink** go to ...  
 Search Plan Enroll My Academics  
 search for classes browse course catalog  
**Search for Classes**  
**Enter Search Criteria**  
 Institution Univ. of Texas HSC at Houston  
 Term 2012 Summer  
 Select at least 2 search criteria. Click Search to view your search results.  
**Class Search Criteria**  
 Course Subject Neurology  
 Course Number is exactly 3000  
 Course Career Graduate Dental  
 Show Open Classes Only  
 Use Additional Search Criteria to narrow your search results.  
 ▼ Additional Search Criteria  
 Meeting Start Time greater than or equal to (example: 1:00PM)

Step	Action
20.	Click the <b>Vertical</b> scrollbar.
21.	<p>Use the additional criteria fields in any combination.</p> <p>(The following data value/link is an example only. Use the applicable option for your transaction.)</p> <p>In this example, select a day of the week to narrow the search.</p> <p>Click the <b>Mon</b> option.</p> 
22.	<p>Click the <b>Search</b> button.</p> 
23.	<p>Review the class information.</p> <p>Click the <b>Start a New Search</b> button to close this search result.</p>
24.	<p>You have completed class searches.</p> <p><b>End of Procedure.</b></p>